

## Robinhood (NAS) | Private Company Profile

## Highlights



## PitchBook Analyst Coverage

Fintech Wealthtech

Last Updated Q1 2021

## Last Deal Details

Undisclosed

IPO 23-Mar-2021

## Post Valuation

\$11.87B

As of 01-Oct-2020

## Valuation Step-up

1.29x

Series F - Series G

## Employees

2345

As of 30-Mar-2021



## New Vertical Entered by Investor

Mobile

As of 01-Feb-2021

## Total Raised to Date

\$5.58B

As of 23-Mar-2021

## General Information

## Description

Operator of an investment platform intended to democratize finance for all. The company's platform offers commission-free trading in stocks, ETFs, options, and cryptocurrencies as well as margins, thereby enabling users to stay informed and conveniently invest in the stock market from their phones or computers.

## Most Recent Financing Status (as of 30-Mar-2021)

The company confidentially filed to go public on the Nasdaq stock exchange on March 23, 2021. Goldman Sachs will lead the offering. Previously, an undisclosed investor sold a stake in the company to London Impact Ventures for \$10 million. Prior to that, the company raised \$3.4 billion of venture funding through a combination of convertible debt and equity in a deal led by Ribbit Capital on February 1, 2021. Sequoia Capital and 9 other investors also participated in the round. The funds will be used to cover a surge in collateral requirements stemming from the trading boom and to support the new accounts users opened. Previously, the company received \$600 million of debt financing in the form of a line of credit from The Goldman Sachs Group and J.P. Morgan on October 29, 2020. Prior to that, the company raised \$668.3 million of Series G venture funding from Andreessen Horowitz, Ribbit Capital, and DST Global on October 1, 2020, putting the company's pre-money valuation at \$11.2 billion. 17 other investors also participated in the round.

## Entity Types

Private Company  
Acquirer

## Year Founded

2013

## Website

[www.robinhood.com](http://www.robinhood.com)

## Universes

Debt Financed, Venture Capital

## Legal Name

Robinhood Markets, Inc.

## Employees

2,345

## Business Status

Generating Revenue

## Ownership Status

In IPO Registration

## Financing Status

Venture Capital-Backed

## Industries, Verticals & Keywords

### Primary Industry

Brokerage

### Other Industries

Financial Software

Other Financial Services

### Verticals

FinTech

Mobile

### Keywords

options brokerage

crypto assets trading

online trading application

crypto investment platform

trading platform

stock trading

### Appears in PitchBook Analyst Market Map

Q4 2020 Fintech  
603 Companies | Robert Le

Q2 2020 - Fintech  
508 Companies | Robert Le

Q2 2020 - Fintech - Wealthtech  
44 Companies | Robert Le

Q1 2020 - FinTech  
463 Companies | Robert Le

### What PitchBook Analysts Say

*"Financial infrastructure and data aggregator fintech companies are becoming attractive M&A candidates as acquirers seek to own larger parts of the financial services value chain."*

Q2 2020 Emerging Tech Research: Fintech | 06-Aug-2020 | Robert Le | FinTech

## Contact Information

### Primary Contact

[Baiju Bhatt](#)

Co-Founder & Board Member

**Phone:** +1 (650) 940-2700

### Primary Office

85 Willow Street

Menlo Park, CA 94025

United States

**Phone:** +1 (650) 940-2700

[info@robinhood.com](mailto:info@robinhood.com)

## Alternate Offices

### Denver

Denver, CO

United States

[info@robinhood.com](mailto:info@robinhood.com)

### Lake Mary

Lake Mary, FL

United States

[info@robinhood.com](mailto:info@robinhood.com)

### London

100 New Bridge Street

London

England, United Kingdom

[info@robinhood.com](mailto:info@robinhood.com)

### New York

New York, NY

United States

[info@robinhood.com](mailto:info@robinhood.com)

**Seattle**

Seattle, WA  
 United States  
[info@robinhood.com](mailto:info@robinhood.com)

**Southlake**

Southlake, TX  
 United States  
[info@robinhood.com](mailto:info@robinhood.com)

**Tempe**

Tempe, AZ  
 United States  
[info@robinhood.com](mailto:info@robinhood.com)

**Westlake**

Westlake, TX  
 United States  
[info@robinhood.com](mailto:info@robinhood.com)

## Top 5 Similar Companies

#	Name	Competitor	Financing Status	HQ Location	Primary Industry	Year Founded	Last Financing Date/Type	Employee Count
1	<a href="#">Tastyworks</a>	✓	Venture Capital-Backed	Chicago, IL	Financial Software	2017	2017/Early Stage VC	63
2	<a href="#">Stockpile</a>	✓	Venture Capital-Backed	San Francisco, CA	Brokerage	2010	2ndary - Private	42
3	<a href="#">Bitstamp</a>	✓	Formerly VC-backed	London, United Kingdom	Financial Software	2011	2018/M&A	197
4	<a href="#">Kraken</a>	✓	Venture Capital-Backed	San Francisco, CA	Financial Software	2011		164
5	<a href="#">Gemini</a>	✓	Venture Capital-Backed	New York, NY	Financial Software	2014	2015/Early Stage VC	431

## Comparisons

### Robinhood

<b>Description</b>	Operator of an investment platform intended to democratize finance for all.
<b>Primary Industry</b>	Brokerage
<b>HQ Location</b>	Menlo Park, CA
<b>Employees</b>	2345   2021
<b>Total Raised</b>	\$5.58B
<b>Post Valuation</b>	\$11.87B <sup>E</sup>   30-Sep-2020
<b>Last Financing Details</b>	Undisclosed amount   2021/IPO
<b>Market Cap</b>	-
<b>Stock Price</b>	-

*E Estimated*

## Current Team (13)

Name	Title	Board Seats	Office	Phone	Email
Vladimir Tenev Ph.D	Co-Founder, Chief Executive Officer & Board Member	1	Menlo Park, CA	+1 (650) 940-2700	
David Dusseault	President & Co-Chief Operating Officer		Menlo Park, CA	+1 (650) 940-2700	<a href="mailto:david@robinhood.com">david@robinhood.com</a>
James Swartwout	President & Co-Chief Operating Officer		Menlo Park, CA	+1 (650) 940-2700	<a href="mailto:james@robinhood.com">james@robinhood.com</a>
Jason Warnick	Chief Financial Officer		Menlo Park, CA	+1 (650) 940-2700	<a href="mailto:jason@robinhood.com">jason@robinhood.com</a>
Gretchen Howard	Co-Chief Operating Officer		Menlo Park, CA	+1 (650) 940-2700	<a href="mailto:gretchen@robinhood.com">gretchen@robinhood.com</a>
Norm Ashkenas JD	Chief Compliance Officer (Robinhood Financial)		Menlo Park, CA	+1 (650) 940-2700	
Christina Smedley	Chief Marketing Officer		Menlo Park, CA	+1 (650) 940-2700	<a href="mailto:christina@robinhood.com">christina@robinhood.com</a>
Marcelo Modica	Chief People Officer	1	Menlo Park, CA	+1 (650) 940-2700	
Aparna Chennapragada	Chief Product Officer		Menlo Park, CA	+1 (650) 940-2700	<a href="mailto:aparna@robinhood.com">aparna@robinhood.com</a>
Caleb Sima	Chief Security Officer		Menlo Park, CA	+1 (650) 940-2700	<a href="mailto:caleb@robinhood.com">caleb@robinhood.com</a>
Baiju Bhatt	Co-Founder & Board Member	1	Menlo Park, CA	+1 (650) 940-2700	
Miles Wellesley	Vice President of Business Development		Menlo Park, CA	+1 (650) 940-2700	<a href="mailto:miles@robinhood.com">miles@robinhood.com</a>
Daniel Gallagher	Chief Legal Officer	1	Menlo Park, CA		

## Current Board Members (5)

Name	Title	Representing	Role	Since	Phone	Email
Baiju Bhatt	Co-Founder & Board Member	Robinhood	Co-Founder & Board Member	Jan 2013	+1 (650) 940-2700	

Jan Hammer	General Partner	Index Ventures	Board Member	Dec 2013	+44 (0)20 7154 2020	j.hammer@indexventures.com
Scott Sandell	Managing General Partner	New Enterprise Associates	Board Member	Aug 2016	+1 (650) 332-2151	ssandell@nea.com
Vanessa Larco	Board Observer		Board Observer		+1 (650) 854-9499	vlarco@nea.com
Vladimir Tenev Ph.D	Co-Founder, Chief Executive Officer & Board Member	Robinhood	Co-Founder, Chief Executive Officer & Board Member	Jan 2013	+1 (650) 940-2700	

## Deal History (14)

#	Deal Type	Date	Amount	Raised to Date	Pre-Val	Post-Val	Status	Stage
14.	IPO	23-Mar-2021		\$5.58B			Announced	Generating Revenue
13.	Secondary Transaction - Private		\$10.00M	\$5.58B			Completed	Generating Revenue
12.	Later Stage VC	01-Feb-2021	\$3.40B	\$5.58B			Completed	Generating Revenue
11.	Debt - General	29-Oct-2020		\$2.18B			Completed	Generating Revenue
10.	Later Stage VC (Series G)	01-Oct-2020	\$668.30M	\$2.18B	\$11.20B	\$11.87B	Completed	Generating Revenue
9.	Later Stage VC (Series F)	13-Jul-2020	\$600.00M	\$1.51B	\$8.08B	\$8.68B	Completed	Generating Revenue
8.	Secondary Transaction - Private			\$911.93M			Completed	Generating Revenue
7.	Later Stage VC (Series E)	31-Oct-2019	\$373.00M	\$911.93M	\$7.23B	\$7.60B	Completed	Generating Revenue
6.	Later Stage VC (Series D)	10-May-2018	\$362.93M	\$538.93M	\$5.24B	\$5.60B	Completed	Generating Revenue
5.	Later Stage VC (Series C)	26-Apr-2017	\$110.00M	\$176.00M	\$1.19B	\$1.30B	Completed	Generating Revenue
4.	Early Stage VC (Series B)	07-May-2015	\$50.00M	\$66.00M	\$200.00M	\$250.00M	Completed	Generating Revenue
3.	Early Stage VC (Series A)	23-Sep-2014	\$13.00M	\$16.00M	\$48.50M	\$61.50M	Completed	Generating Revenue
2.	Seed Round	18-Dec-2013	\$3.00M	\$3.00M			Completed	Startup
1.	Seed Round						Completed	Startup

† Indicates an Add-On  
E Estimated

**CAP TABLE HISTORY** (as of 01-Oct-2020)

Stock	# Of Shares Authorized	Par Value	Original Issue Price	Liquidation	Liquidation Pref. Multiple	Conversion Price	% Owned
Series G	44,406,442	\$0.000100	\$15.50	\$15.50	1x	\$15.50	5.63%
Series F	48,000,000	\$0.000100	\$12.50	\$12.50	1x	\$12.50	6.27%
Series E	29,887,357	\$0.000100	\$12.48	\$12.48	1x	\$12.48	3.90%
Series D	35,774,761	\$0.000100	\$10.15	\$10.15	1x	\$10.15	4.67%
Series C	43,788,180	\$0.000100	\$2.51	\$2.51	1x	\$2.51	5.72%
Series B	80,263,020	\$0.000100	\$0.64	\$0.64	1x	\$0.64	10.48%
Series A	131,913,460	\$0.000100	\$0.20	\$0.20	1x	\$0.20	17.23%

**Series Terms for: A, B, C, D, E, F, G** (as of 01-Oct-2020)

<b>Liquidation Preferences</b>	Pari Passu	<b>Anti-dilution Provisions</b>	Weighted Average
<b>Participating vs. Non-participating</b>	Non-participating	<b>Board Voting Rights</b>	Yes
<b>Dividend Rights</b>	Yes	<b>General Voting Rights</b>	Yes

**Deal #14: IPO, Announced/In Progress; 23-Mar-2021**

<b>Deal Types</b>	IPO	<b>Financing Status</b>	Venture Capital-Backed	<b>CEO/Lead Mgt</b>	Vladimir Tenev Ph.D
<b>Deal Status</b>	Announced/In Progress	<b>Financing Source</b>	Public Investment	<b>Site</b>	Menlo Park, CA
<b>Deal Date</b>	23-Mar-2021	<b>Raised to Date</b>	\$5.58B **	<b>Business Status</b>	Generating Revenue
<b>Announced Date</b>	23-Mar-2021				

**Deal Synopsis**

The company confidentially filed to go public on the Nasdaq stock exchange on March 23, 2021. Goldman Sachs will lead the offering.

‡ Not necessarily a summation of individual debt figures

\*\* Does not include grant funding

E Estimated

**Advisors (1)**

#	Advisor Name	Service Type	Hired By	Comments
1.	<a href="#">The Goldman Sachs Group</a>	Underwriter	Robinhood	Lead Provider

**IPO Information**

<b>Original Registration Date</b>	23-Mar-2021
<b>Current Registration Status</b>	In Registration
<b>Current Registration Status Date</b>	23-Mar-2021
<b>Exchange</b>	NASDAQ

## Financials

### Financials - TTM Dec 2020

All Financials in Thousands, USD

Income Statement		Ratios		Data Origination	
<b>Total Revenue</b>	1,000,000	<b>EBITDA Margin</b>	1.00%	<b>Original</b>	Yes
		<b>Revenue % Growth</b>	1,011.11%	<b>Calculated</b>	Yes

## Deal #13: Secondary Transaction - Private, \$10M, Completed

<b>Deal Types</b>	Secondary Transaction - Private	<b>Financing Status</b>	Venture Capital-Backed	<b>CEO/Lead Mgt</b>	Vladimir Tenev Ph.D
<b>Deal Amount</b>	\$10.00M	<b>Financing Source</b>	Venture Capital	<b>Business Status</b>	Generating Revenue
<b>Deal Status</b>	Completed	<b>Raised to Date</b>	\$5.58B **		

### Deal Synopsis

An undisclosed investor sold a stake in the company to London Impact Ventures for \$10 million.

‡ Not necessarily a summation of individual debt figures

\*\* Does not include grant funding

E Estimated

## Investors (1)

Investor Name	Status	Lead/Sole	Comments
1. <a href="#">London Impact Ventures</a>	New Investor	Yes	Amount: \$10.00M Form of Payment: Cash

E Estimated

## Advisors (1)

#	Advisor Name	Service Type	Hired By	Comments
1.	<a href="#">Gunderson Dettmer</a>	Legal Advisor	Robinhood	

## Deal #12: Later Stage VC, \$3.4B, Completed; 01-Feb-2021

<b>VC Round</b>	10 Round	<b>Financing Status</b>	Venture Capital-Backed	<b>Total Invested Capital</b>	\$3.40B
<b>Deal Types</b>	Later Stage VC	<b>Financing Source</b>	Venture Capital	<b>CEO/Lead Mgt</b>	Vladimir Tenev Ph.D
<b>Deal Amount</b>	\$3.40B	<b>Raised to Date</b>	\$5.58B **	<b>Site</b>	Menlo Park, CA
<b>Deal Status</b>	Completed	<b>Total Invested Equity</b>	\$3.40B	<b>Business Status</b>	Generating Revenue
<b>Deal Date</b>	01-Feb-2021				

### Deal Synopsis

The company raised \$3.4 billion of venture funding through a combination of convertible debt and equity in a deal led by Ribbit Capital on February 1, 2021. Migration Capital, Arceau Capital, Sequoia Capital, Index Ventures, Andreessen Horowitz, New Enterprise Associates, The Players' Impact, Artfo Holdings, West Coast Equity Partners and ICONIQ Capital also participated in the round. The funds will be used to cover a surge in collateral requirements stemming from the trading boom and to support the new accounts users opened.

‡ Not necessarily a summation of individual debt figures

\*\* Does not include grant funding

E Estimated

### Investors (12)

Investor Name	Status	Lead/Sole	Comments
1. <a href="#">Andreessen Horowitz</a>	Follow-On Investor	No	Form of Payment: Cash Fund 1: <a href="#">Andreessen Horowitz Fund VII</a>
2. <a href="#">Arceau Capital</a>	New Investor	No	Form of Payment: Cash
3. <a href="#">Artfo Holdings</a>	New Investor	No	Form of Payment: Cash
4. <a href="#">ICONIQ Capital</a>	Follow-On Investor	No	Form of Payment: Cash Fund 1: <a href="#">ICONIQ Strategic Partners IV</a>
5. <a href="#">Index Ventures</a>	Follow-On Investor	No	Lead Partner: <a href="#">Jan Hammer</a> Form of Payment: Cash Fund 1: <a href="#">Index Ventures X</a>
6. <a href="#">Migration Capital</a>	New Investor	No	Form of Payment: Cash
7. <a href="#">New Enterprise Associates</a>	Follow-On Investor	No	Lead Partner: <a href="#">Scott Sandell</a> Form of Payment: Cash Fund 1: <a href="#">New Enterprise Associates 17</a>
8. <a href="#">Republic Labs</a>	New Investor	No	Form of Payment: Cash



9. <a href="#">Ribbit Capital</a>	Follow-On Investor	Yes	Lead Partner: Form of Payment: Fund 1:	<a href="#">Meyer Malka Rais</a> Cash <a href="#">Ribbit Capital VI</a>
10. <a href="#">Sequoia Capital</a>	Follow-On Investor	No	Form of Payment: Fund 1:	Cash <a href="#">Sequoia Capital U.S. Growth Fund VIII</a>
11. <a href="#">The Players' Impact</a>	New Investor	No	Form of Payment:	Cash
12. <a href="#">West Coast Equity Partners</a>	Follow-On Investor	No	Lead Partner: Form of Payment:	<a href="#">Anton Baranchuk Ph.D</a> Cash

*E Estimated*

#### Lenders & Debt Financings

#### Debt Summary

**Bridge** Undisclosed Amount

#### Bridge

#### Debt Instrument

Additional Debt Characteristics: Convertible

*E Estimated*

#### Advisors (1)

#	Advisor Name	Service Type	Hired By	Comments
1.	<a href="#">Gunderson Dettmer</a>	Legal Advisor	Robinhood	

#### Tranches (2)

Tranche Date	Amount	Financing Type	Comments
1. 28-Jan-2021	\$1.00B	Later Stage VC	Stock Type: Preferred Investors: <a href="#">Ribbit Capital</a> Tranche Size Status: Actual
2. 01-Feb-2021		Bridge	Investors: <a href="#">West Coast Equity Partners</a> Tranche Size Status: Actual

## Financials

### Financials - TTM Dec 2020

All Financials in Thousands, USD

Deal Multiples		Income Statement		Ratios	
Deal Size / EBITDA	680.00	Total Revenue	1,000,000	EBITDA Margin	1.00%
Deal Size / Revenue	3.40			Revenue % Growth	1,011.11%
Data Origination					
Original	Yes				
Calculated	Yes				

## Deal #11: Debt - General, Completed; 29-Oct-2020

<b>Deal Types</b>	Debt - General	<b>Financing Status</b>	Venture Capital-Backed	<b>CEO/Lead Mgt</b>	Vladimir Tenev Ph.D
<b>Deal Status</b>	Completed	<b>Financing Source</b>	Debt	<b>Site</b>	Menlo Park, CA
<b>Deal Date</b>	29-Oct-2020	<b>Raised to Date</b>	\$2.18B **	<b>Business Status</b>	Generating Revenue

### Deal Synopsis

The company received \$600 million of debt financing in the form of a line of credit from The Goldman Sachs Group and J.P. Morgan on October 29, 2020.

‡ Not necessarily a summation of individual debt figures

\*\* Does not include grant funding

E Estimated

## Lenders & Debt Financings (2)

### Debt Summary

Revolving Credit Line \$600.00M

### Revolving Credit Line: \$600.00M

Debt Instrument	Lender Name
Debt Amount: \$600.00M	1. <a href="#">J.P. Morgan</a>
	2. <a href="#">The Goldman Sachs Group</a>

E Estimated

## Advisors (2)

#	Advisor Name	Service Type	Hired By	Comments
1.	<a href="#">Simpson Thacher &amp; Bartlett</a>	Legal Advisor	Service Provider	
2.	<a href="#">Gunderson Dettmer</a>	Legal Advisor	Robinhood	

## Financials

### Financials - TTM Dec 2020

All Financials in Thousands, USD

Income Statement		Ratios		Data Origination	
Total Revenue	1,000,000	EBITDA Margin	1.00%	Original	Yes
		Revenue % Growth	1,011.11%	Calculated	Yes

### Deal #10: Later Stage VC (Series G), \$668.3M, Completed; 01-Oct-2020

<b>VC Round</b>	9 Round	<b>Financing Status</b>	Venture Capital-Backed	<b>Total Invested Capital</b>	\$668.30M
<b>Deal Types</b>	Later Stage VC, Series G	<b>Financing Source</b>	Venture Capital	<b>Pre-money Valuation</b>	\$11.20B
<b>Deal Amount</b>	\$668.30M	<b>Raised to Date</b>	\$2.18B **	<b>Post Valuation</b>	\$11.87B
<b>Deal Status</b>	Completed	<b>Total Invested Equity</b>	\$668.30M	<b>CEO/Lead Mgt</b>	Baiju Bhatt
<b>Deal Date</b>	01-Oct-2020	<b>Investor Ownership</b>	53.90%	<b>Site</b>	Menlo Park, CA
<b>Announced Date</b>	13-Aug-2020	<b>Stock Split</b>	1 : 1	<b>Business Status</b>	Generating Revenue
<b>% Acquired</b>	5.63%				

#### Deal Synopsis

The company raised \$668.3 million of Series G venture funding from Andreessen Horowitz, Ribbit Capital, and DST Global on October 1, 2020, putting the company's pre-money valuation at \$11.2 billion. Rogue Insight Capital, Sequoia Capital, Unusual Ventures, 9Yards Capital, IVP, Founders Circle Capital, Redalpine Venture Partners, Sutton Fund, Toy Ventures, West Coast Equity Partners, Sung Capital Partners, D1 Capital Partners, John-Paul Gallo, Iron Edge VC, and Michael Kogan also participated in the round. The funds will be used to support core product and customer experience and new offerings like cash management and recurring investments.

‡ Not necessarily a summation of individual debt figures

\*\* Does not include grant funding

E Estimated

#### Cap Table History

#### SERIES G TERMS

**Liquidation Preferences**  
Participating vs. Non-participating  
**Dividend Rights**

Pari Passu  
Non-participating  
Yes

**Anti-dilution Provisions**  
**Board Voting Rights**  
**General Voting Rights**

Weighted  
Average  
Yes  
Yes

#### CAP TABLE HISTORY

Stock	# Of Shares Authorized	Par Value	Original Issue Price	Liquidation	Liquidation Pref. Multiple	Conversion Price	% Owned
Series G	44,406,442	\$0.000100	\$15.50	\$15.50	1x	\$15.50	5.63%
Series F	48,000,000	\$0.000100	\$12.50	\$12.50	1x	\$12.50	6.27%
Series E	29,887,357	\$0.000100	\$12.48	\$12.48	1x	\$12.48	3.90%
Series D	35,774,761	\$0.000100	\$10.15	\$10.15	1x	\$10.15	4.67%
Series C	43,788,180	\$0.000100	\$2.51	\$2.51	1x	\$2.51	5.72%
Series B	80,263,020	\$0.000100	\$0.64	\$0.64	1x	\$0.64	10.48%
Series A	131,913,460	\$0.000100	\$0.20	\$0.20	1x	\$0.20	17.23%

#### Investors (20)

Investor Name	Status	Lead/Sole	Comments
1. <a href="#">9Yards Capital</a>	Follow-On Investor	No	Form of Payment: Cash Fund 1: <a href="#">9Yards Opportunities</a>
2. <a href="#">Aeon Family of Funds</a>	Follow-On Investor	No	Form of Payment: Cash
3. <a href="#">Andreessen Horowitz</a>	Follow-On Investor	No	Form of Payment: Cash Fund 1: <a href="#">Andreessen Horowitz Fund III</a>
4. <a href="#">D1 Capital Partners</a>	New Investor	No	Form of Payment: Cash
5. <a href="#">DST Global</a>	Follow-On Investor	No	Form of Payment: Cash Fund 1: <a href="#">DST Global VI</a>
6. <a href="#">Founders Circle Capital</a>	Follow-On Investor	No	Form of Payment: Cash Fund 1: <a href="#">Founders Circle Capital III</a>
7. <a href="#">Iron Edge VC</a>	New Investor	No	Form of Payment: Cash
8. <a href="#">IVP</a>	Follow-On Investor	No	Form of Payment: Cash Fund 1: <a href="#">Institutional Venture Partners XVI</a>

9. John-Paul Gallo	New Investor	No	Form of Payment:	Cash
10. Michael Kogan	New Investor	No	Lead Partner: Form of Payment:	Michael Kogan Cash
11. Redalpine Venture Partners	New Investor	No	Form of Payment: Fund 1:	Cash Redalpine Opportunity Fund
12. Ribbit Capital	Follow-On Investor	No	Form of Payment: Fund 1:	Cash CB-D Ribbit Opportunity I
13. Rogue Insight Capital	New Investor	No	Form of Payment:	Cash
14. Sequoia Capital	Follow-On Investor	No	Form of Payment: Fund 1:	Cash Sequoia Capital U.S. Scout Seed Partners Fund III
15. Sung Capital Partners	New Investor	No	Form of Payment:	Cash
16. Sutton Fund	New Investor	No	Form of Payment:	Cash
17. The Factory (France)	New Investor	No	Form of Payment:	Cash
18. Toy Ventures	New Investor	No	Form of Payment:	Cash
19. Unusual Ventures	Follow-On Investor	No	Form of Payment: Fund 1:	Cash Unusual Ventures Fund I
20. West Coast Equity Partners	New Investor	No	Form of Payment:	Cash

*E Estimated*

Advisors (7)

#	Advisor Name	Service Type	Hired By	Comments
1.	Koenig, Oelsner, Taylor, Schoenfeld & Gaddis	Legal Advisor	9Yards Capital	Lead Partner: Kevin Gibson JD
2.	Gunderson Dettmer	Legal Advisor	Andreessen Horowitz	

3.	<a href="#">Paul, Weiss, Rifkind, Wharton &amp; Garrison</a>	Legal Advisor	<a href="#">D1 Capital Partners</a>	Lead Partner:	<a href="#">Edward Ackerman</a> <a href="#">JD</a>
4.	<a href="#">Goodwin</a>	Legal Advisor	<a href="#">DST Global</a>	Lead Partner:	<a href="#">Cameron Contizano</a> <a href="#">JD</a>
5.	<a href="#">Fenwick &amp; West</a>	Legal Advisor	<a href="#">Robinhood</a>		
6.	<a href="#">Gunderson Dettmer</a>	Legal Advisor	<a href="#">Sequoia Capital</a>		
7.	<a href="#">Cooley</a>	Legal Advisor	<a href="#">Unusual Ventures</a>		

#### Tranches (4)

Tranche Date	Amount	Financing Type	Comments	
1. 17-Aug-2020	\$200.00M	Later Stage VC	Stock Type:	Preferred
			Investors:	<a href="#">D1 Capital Partners</a>
			Tranche Size Status:	Actual
			Stock Series Type:	G
2. 21-Aug-2020	\$208.30M	Later Stage VC	Stock Type:	Preferred
			Tranche Size Status:	Actual
			Stock Series Type:	G
3. 22-Sep-2020	\$251.70M	Later Stage VC	Stock Type:	Preferred
			Tranche Size Status:	Actual
			Stock Series Type:	G
4. 01-Oct-2020	\$8.30M	Later Stage VC	Stock Type:	Preferred
			Tranche Size Status:	Actual
			Stock Series Type:	G

#### Financials

**Financials - TTM Dec 2020**  
All Financials in Thousands, USD

Deal Multiples		Income Statement		Ratios	
Valuation / EBITDA	2,373.66	Total Revenue	1,000,000	EBITDA Margin	1.00%
Valuation / Revenue	11.87			Revenue % Growth	1,011.11%
Deal Size / EBITDA	133.66				
Deal Size / Revenue	0.67				
Data Origination					
Original	Yes				
Calculated	Yes				

## Investors (88)

### Active Investors (88)

Name	Investor Type	Holding	Investor Since	Board	Related Deals
<a href="#">Arceau Capital</a>	Family Office	Minority	Feb 2021		<a href="#">#12. Later Stage VC</a> : New Investor, Feb 2021, \$3.40B
<a href="#">Artfo Holdings</a>	Family Office	Minority	Feb 2021		<a href="#">#12. Later Stage VC</a> : New Investor, Feb 2021, \$3.40B
<a href="#">Migration Capital</a>	PE/Buyout	Minority	Feb 2021		<a href="#">#12. Later Stage VC</a> : New Investor, Feb 2021, \$3.40B
<a href="#">Republic Labs</a>	Growth/Expansion	Minority	Feb 2021		<a href="#">#12. Later Stage VC</a> : New Investor, Feb 2021, \$3.40B
<a href="#">The Players' Impact</a>	Angel Group	Minority	Feb 2021		<a href="#">#12. Later Stage VC</a> : New Investor, Feb 2021, \$3.40B
<a href="#">Aeon Family of Funds</a>	Other Private Equity	Minority	Oct 2020		<a href="#">#8. Secondary Transaction - Private</a> : New Investor <a href="#">#10. Later Stage VC (Series G)</a> : Follow-on, Oct 2020, \$668.30M
<a href="#">D1 Capital Partners</a>	Hedge Fund	Minority	Oct 2020		<a href="#">#10. Later Stage VC (Series G)</a> : New Investor, Oct 2020, \$668.30M
<a href="#">Iron Edge VC</a>	Venture Capital	Minority	Oct 2020		<a href="#">#10. Later Stage VC (Series G)</a> : New Investor, Oct 2020, \$668.30M
<a href="#">John-Paul Gallo</a>	Angel (individual)	Minority	Oct 2020		<a href="#">#10. Later Stage VC (Series G)</a> : New Investor, Oct 2020, \$668.30M
<a href="#">Michael Kogan</a>	Angel (individual)	Minority	Oct 2020		<a href="#">#10. Later Stage VC (Series G)</a> : New Investor, Oct 2020, Michael Kogan, \$668.30M

Redalpine Venture Partners	Venture Capital	Minority	Oct 2020	#10. Later Stage VC (Series G): New Investor, Oct 2020, \$668.30M
Rogue Insight Capital	Angel Group	Minority	Oct 2020	#10. Later Stage VC (Series G): New Investor, Oct 2020, \$668.30M
Sung Capital Partners	Family Office	Minority	Oct 2020	#10. Later Stage VC (Series G): New Investor, Oct 2020, \$668.30M
Sutton Fund	Venture Capital	Minority	Oct 2020	#10. Later Stage VC (Series G): New Investor, Oct 2020, \$668.30M
The Factory (France)	Venture Capital	Minority	Oct 2020	#10. Later Stage VC (Series G): New Investor, Oct 2020, \$668.30M
Toy Ventures	Venture Capital	Minority	Oct 2020	#10. Later Stage VC (Series G): New Investor, Oct 2020, \$668.30M
West Coast Equity Partners	Growth/Expansion	Minority	Oct 2020	#10. Later Stage VC (Series G): New Investor, Oct 2020, \$668.30M #12. Later Stage VC: Follow-on, Feb 2021, Anton Baranchuk Ph.D, \$3.40B
10X Capital	Venture Capital	Minority	Jul 2020	#9. Later Stage VC (Series F): New Investor, Jul 2020, \$600.00M
Adams Street Partners	Fund of Funds	Minority	Jul 2020	#9. Later Stage VC (Series F): New Investor, Jul 2020, \$600.00M
Founders Circle Capital	Venture Capital	Minority	Jul 2020	#9. Later Stage VC (Series F): New Investor, Jul 2020, Sangeen Zeb, \$600.00M #10. Later Stage VC (Series G): Follow-on, Oct 2020, \$668.30M
IVP	Venture Capital	Minority	Jul 2020	#9. Later Stage VC (Series F): New Investor, Jul 2020, \$600.00M #10. Later Stage VC (Series G): Follow-on, Oct 2020, \$668.30M
Pegasus Tech Ventures	Venture Capital	Minority	Jul 2020	#9. Later Stage VC (Series F): New Investor, Jul 2020, \$600.00M
Premji Invest	Family Office	Minority	Jul 2020	#9. Later Stage VC (Series F): New Investor, Jul 2020, \$600.00M
TSG Consumer	PE/Buyout	Minority	Jul 2020	#9. Later Stage VC (Series F): New Investor, Jul 2020, \$600.00M
Unusual Ventures	Venture Capital	Minority	Jul 2020	#9. Later Stage VC (Series F): New Investor, Jul 2020, \$600.00M #10. Later Stage VC (Series G): Follow-on, Oct 2020, \$668.30M



9Yards Capital	Venture Capital	Minority	Oct 2019	<a href="#">#7. Later Stage VC (Series E):</a> New Investor, Oct 2019, \$373.00M <a href="#">#9. Later Stage VC (Series F):</a> Follow-on, Jul 2020, \$600.00M <a href="#">#10. Later Stage VC (Series G):</a> Follow-on, Oct 2020, \$668.30M
Ben Jen Holdings	Venture Capital	Minority	Oct 2019	<a href="#">#7. Later Stage VC (Series E):</a> New Investor, Oct 2019, \$373.00M
Dragoneer Investment Group	Growth/Expansion	Minority	Oct 2019	<a href="#">#7. Later Stage VC (Series E):</a> New Investor, Oct 2019, \$373.00M
Friendly Hill Capital	Venture Capital	Minority	Oct 2019	<a href="#">#7. Later Stage VC (Series E):</a> New Investor, Oct 2019, \$373.00M
Industrial Investors Group	PE/Buyout	Minority	Oct 2019	<a href="#">#7. Later Stage VC (Series E):</a> New Investor, Oct 2019, Philipp Otdelnov, \$373.00M
MDT Ventures	Venture Capital	Minority	Oct 2019	<a href="#">#7. Later Stage VC (Series E):</a> New Investor, Oct 2019, \$373.00M
SharesPost	Venture Capital	Minority	Oct 2019	<a href="#">#7. Later Stage VC (Series E):</a> New Investor, Oct 2019, \$373.00M
Amplio (Spring)	Venture Capital	Minority	May 2018	<a href="#">#6. Later Stage VC (Series D):</a> New Investor, May 2018, Vladimir Tenev Ph.D, \$362.93M
Arrive (Venture Capital Arm)	Corporate Venture Capital	Minority	May 2018	<a href="#">#6. Later Stage VC (Series D):</a> New Investor, May 2018, \$362.93M
CapitalG	Growth/Expansion	Minority	May 2018	<a href="#">#6. Later Stage VC (Series D):</a> New Investor, May 2018, \$362.93M
Hard Yaka	Venture Capital	Minority	May 2018	<a href="#">#6. Later Stage VC (Series D):</a> New Investor, May 2018, \$362.93M
ICONIQ Capital	Family Office	Minority	May 2018	<a href="#">#6. Later Stage VC (Series D):</a> New Investor, May 2018, \$362.93M <a href="#">#12. Later Stage VC:</a> Follow-on, Feb 2021, \$3.40B
Kleiner Perkins	Venture Capital	Minority	May 2018	<a href="#">#6. Later Stage VC (Series D):</a> New Investor, May 2018, \$362.93M

Sequoia Capital	Venture Capital	Minority	May 2018	<p><a href="#">#6. Later Stage VC (Series D)</a>: New Investor, May 2018, Andrew Reed, \$362.93M</p> <p><a href="#">#7. Later Stage VC (Series E)</a>: Follow-on, Oct 2019, Andrew Reed, \$373.00M</p> <p><a href="#">#9. Later Stage VC (Series F)</a>: Follow-on, Jul 2020, Andrew Reed, \$600.00M</p> <p><a href="#">#10. Later Stage VC (Series G)</a>: Follow-on, Oct 2020, \$668.30M</p> <p><a href="#">#12. Later Stage VC</a>: Follow-on, Feb 2021, \$3.40B</p>
Techstars	Accelerator/Incubator	Minority	May 2018	<p><a href="#">#6. Later Stage VC (Series D)</a>: New Investor, May 2018, \$362.93M</p>
Cherry Tree Investments	Venture Capital	Minority	Apr 2017	<p><a href="#">#5. Later Stage VC (Series C)</a>: New Investor, Apr 2017, \$110.00M</p>
DST Global	Venture Capital	Minority	Apr 2017	<p><a href="#">#5. Later Stage VC (Series C)</a>: New Investor, Apr 2017, Rahul Mehta, \$110.00M</p> <p><a href="#">#6. Later Stage VC (Series D)</a>: Follow-on, May 2018, Rahul Mehta, \$362.93M</p> <p><a href="#">#7. Later Stage VC (Series E)</a>: Follow-on, Oct 2019, \$373.00M</p> <p><a href="#">#9. Later Stage VC (Series F)</a>: Follow-on, Jul 2020, \$600.00M</p> <p><a href="#">#10. Later Stage VC (Series G)</a>: Follow-on, Oct 2020, \$668.30M</p>
Greenoaks Capital Partners	Venture Capital	Minority	Apr 2017	<p><a href="#">#5. Later Stage VC (Series C)</a>: New Investor, Apr 2017, \$110.00M</p> <p><a href="#">#6. Later Stage VC (Series D)</a>: Follow-on, May 2018, \$362.93M</p>
MicroVentures	Venture Capital	Minority	Apr 2017	<p><a href="#">#5. Later Stage VC (Series C)</a>: New Investor, Apr 2017, \$110.00M</p>
Proioxis Ventures	Venture Capital	Minority	Apr 2017	<p><a href="#">#5. Later Stage VC (Series C)</a>: New Investor, Apr 2017, \$110.00M</p>
Thrive Capital	Venture Capital	Minority	Apr 2017	<p><a href="#">#5. Later Stage VC (Series C)</a>: New Investor, Apr 2017, Kareem Zaki, \$110.00M</p> <p><a href="#">#6. Later Stage VC (Series D)</a>: Follow-on, May 2018, Kareem Zaki, \$362.93M</p> <p><a href="#">#7. Later Stage VC (Series E)</a>: Follow-on, Oct 2019, \$373.00M</p>
Toba Capital	Venture Capital	Minority	Apr 2017	<p><a href="#">#5. Later Stage VC (Series C)</a>: New Investor, Apr 2017, \$110.00M</p>
Cornerstone Angels	Angel Group	Minority	May 2015	<p><a href="#">#4. Early Stage VC (Series B)</a>: New Investor, May 2015, \$50.00M</p>

Draper Associates	Venture Capital	Minority	May 2015		#4. Early Stage VC (Series B): New Investor, May 2015, Billy Draper, \$50.00M
LocalGlobe	Venture Capital	Minority	May 2015		#4. Early Stage VC (Series B): New Investor, May 2015, \$50.00M
Machine Shop Ventures	Venture Capital	Minority	May 2015		#4. Early Stage VC (Series B): New Investor, May 2015, \$50.00M
Neotribe Ventures	Venture Capital	Minority	May 2015		#4. Early Stage VC (Series B): New Investor, May 2015, \$50.00M
New Enterprise Associates	Venture Capital	Minority	May 2015	✓	#4. Early Stage VC (Series B): New Investor, May 2015, Swaroop Kolluri, \$50.00M #5. Later Stage VC (Series C): Follow-on, Apr 2017, Rick Yang, \$110.00M #6. Later Stage VC (Series D): Follow-on, May 2018, Rick Yang, \$362.93M #7. Later Stage VC (Series E): Follow-on, Oct 2019, Scott Sandell, \$373.00M #9. Later Stage VC (Series F): Follow-on, Jul 2020, Scott Sandell, \$600.00M #12. Later Stage VC: Follow-on, Feb 2021, Scott Sandell, \$3.40B
NKM Capital	Venture Capital	Minority	May 2015		#4. Early Stage VC (Series B): New Investor, May 2015, \$50.00M
Rainfall Ventures	Venture Capital	Minority	May 2015		#4. Early Stage VC (Series B): New Investor, May 2015, \$50.00M
Social Leverage	Venture Capital	Minority	May 2015		#1. Seed Round: New Investor, , Howard Lindzon #4. Early Stage VC (Series B): Follow-on, May 2015, Howard Lindzon, \$50.00M
Sound Ventures	Venture Capital	Minority	May 2015		#4. Early Stage VC (Series B): New Investor, May 2015, \$50.00M
Aaron Levie	Angel (individual)	Minority	Sep 2014		#3. Early Stage VC (Series A): New Investor, Sep 2014, Aaron Levie, \$13.00M
Calvin Broadus	Angel (individual)	Minority	Sep 2014		#3. Early Stage VC (Series A): New Investor, Sep 2014, Calvin Broadus, \$13.00M
Chad Byers	Angel (individual)	Minority	Sep 2014		#3. Early Stage VC (Series A): New Investor, Sep 2014, Chad Byers, \$13.00M
David Morin	Angel (individual)	Minority	Sep 2014		#3. Early Stage VC (Series A): New Investor, Sep 2014, David Morin, \$13.00M

Jared Leto	Angel (individual)	Minority	Sep 2014	#3. Early Stage VC (Series A): New Investor, Sep 2014, Jared Leto, \$13.00M
Jason Calacanis	Angel (individual)	Minority	Sep 2014	#3. Early Stage VC (Series A): New Investor, Sep 2014, Jason Calacanis, \$13.00M
Jordan Mendell	Angel (individual)	Minority	Sep 2014	#3. Early Stage VC (Series A): New Investor, Sep 2014, Jordan Mendell, \$13.00M #4. Early Stage VC (Series B): Follow-on, May 2015, Jordan Mendell, \$50.00M
Late Stage Management	PE/Buyout	Minority	Sep 2014	#3. Early Stage VC (Series A): New Investor, Sep 2014, \$13.00M #4. Early Stage VC (Series B): Follow-on, May 2015, \$50.00M #5. Later Stage VC (Series C): Follow-on, Apr 2017, \$110.00M
Launch Fund	Accelerator/Incubator	Minority	Sep 2014	#3. Early Stage VC (Series A): New Investor, Sep 2014, Jason Calacanis, \$13.00M
Lee Linden	Angel (individual)	Minority	Sep 2014	#3. Early Stage VC (Series A): New Investor, Sep 2014, Lee Linden, \$13.00M
Nasir Jones	Angel (individual)	Minority	Sep 2014	#3. Early Stage VC (Series A): New Investor, Sep 2014, Nasir Jones, \$13.00M
Rabbit Capital	Venture Capital	Minority	Sep 2014	#3. Early Stage VC (Series A): New Investor, Sep 2014, \$13.00M #4. Early Stage VC (Series B): Follow-on, May 2015, \$50.00M #5. Later Stage VC (Series C): Follow-on, Apr 2017, \$110.00M #7. Later Stage VC (Series E): Follow-on, Oct 2019, \$373.00M #9. Later Stage VC (Series F): Follow-on, Jul 2020, \$600.00M #10. Later Stage VC (Series G): Follow-on, Oct 2020, \$668.30M #12. Later Stage VC: Follow-on, Feb 2021, Meyer Malka Rais, \$3.40B
Slow Ventures	Venture Capital	Minority	Sep 2014	#3. Early Stage VC (Series A): New Investor, Sep 2014, \$13.00M
ACME Capital	Venture Capital	Minority	Dec 2013	#2. Seed Round: New Investor, Dec 2013, Brian Yee, \$3.00M

Andreessen Horowitz	Venture Capital	Minority	Dec 2013		<p>#2. Seed Round: New Investor, Dec 2013, \$3.00M</p> <p>#10. Later Stage VC (Series G): Follow-on, Oct 2020, \$668.30M</p> <p>#12. Later Stage VC: Follow-on, Feb 2021, \$3.40B</p>
Anthony Saleh	Angel (individual)	Minority	Dec 2013		#2. Seed Round: New Investor, Dec 2013, Anthony Saleh, \$3.00M
Billy Draper	Angel (individual)	Minority	Dec 2013		#2. Seed Round: New Investor, Dec 2013, Billy Draper, \$3.00M
GV	Corporate Venture Capital	Minority	Dec 2013		<p>#1. Seed Round: New Investor, , Blake Byers Ph.D</p> <p>#2. Seed Round: Follow-on, Dec 2013, Blake Byers Ph.D, \$3.00M</p>
Howard Lindzon	Angel (individual)	Minority	Dec 2013		<p>#2. Seed Round: New Investor, Dec 2013, Howard Lindzon, \$3.00M</p> <p>#3. Early Stage VC (Series A): Follow-on, Sep 2014, Howard Lindzon, \$13.00M</p>
Index Ventures	Venture Capital	Minority	Dec 2013	✓	<p>#2. Seed Round: New Investor, Dec 2013, Jan Hammer, \$3.00M</p> <p>#3. Early Stage VC (Series A): Follow-on, Sep 2014, Jan Hammer, \$13.00M</p> <p>#4. Early Stage VC (Series B): Follow-on, May 2015, Jan Hammer, \$50.00M</p> <p>#5. Later Stage VC (Series C): Follow-on, Apr 2017, Jan Hammer, \$110.00M</p> <p>#12. Later Stage VC: Follow-on, Feb 2021, Jan Hammer, \$3.40B</p>
IT Ventures	Venture Capital	Minority	Dec 2013		#2. Seed Round: New Investor, Dec 2013, \$3.00M
Kevin Moore	Angel (individual)	Minority	Dec 2013		#2. Seed Round: New Investor, Dec 2013, Kevin Moore, \$3.00M
Michael Liou	Angel (individual)	Minority	Dec 2013		#2. Seed Round: New Investor, Dec 2013, Michael Liou, \$3.00M
QueensBridge Venture Partners	Venture Capital	Minority	Dec 2013		#2. Seed Round: New Investor, Dec 2013, \$3.00M
Rothenberg Ventures	Venture Capital	Minority	Dec 2013		#2. Seed Round: New Investor, Dec 2013, \$3.00M
Shervin Pishevar	Angel (individual)	Minority	Dec 2013		#2. Seed Round: New Investor, Dec 2013, Shervin Pishevar, \$3.00M

Susa Ventures	Venture Capital	Minority	Dec 2013	#2. Seed Round: New Investor, Dec 2013, \$3.00M
Timothy Draper	Angel (individual)	Minority	Dec 2013	#2. Seed Round: New Investor, Dec 2013, Timothy Draper, \$3.00M
Elefund	Venture Capital	Minority		#1. Seed Round: New Investor
London Impact Ventures	Venture Capital	Minority		#13. Secondary Transaction - Private: New Investor, , \$10.00M
PV Seed Fund	Venture Capital	Minority		#8. Secondary Transaction - Private: New Investor

## Lenders on Deals (2)

Name	Lender Type	Debt Provided	Related Deal(s)
J.P. Morgan	Investment Bank	Revolving Credit Line (\$600.00M)	#11. Debt - General: Oct 2020, Completed
The Goldman Sachs Group	Investment Bank	Revolving Credit Line (\$600.00M)	#11. Debt - General: Oct 2020, Completed

## Service Providers

### General Service (1)

Service Provider Name	Service Provided	Comments
BnkToTheFuture	Lead Manager or Arranger	

### Service on a Deal (36)

Service Provider Name	Service Provided	Service To	Deal Date	Deal #	Comments
The Goldman Sachs Group	Underwriter	Robinhood	23-Mar-2021	14	Lead Provider
Gunderson Dettmer	Legal Advisor	Robinhood	01-Feb-2021	12	
Gunderson Dettmer	Legal Advisor	Robinhood	29-Oct-2020	11	
Simpson Thacher & Bartlett	Legal Advisor		29-Oct-2020	11	
Cooley	Legal Advisor	Unusual Ventures	01-Oct-2020	10	
Fenwick & West	Legal Advisor	Robinhood	01-Oct-2020	10	
Goodwin	Legal Advisor	DST Global	01-Oct-2020	10	

Gunderson Dettmer	Legal Advisor	Sequoia Capital	01-Oct-2020	10
Gunderson Dettmer	Legal Advisor	Andreessen Horowitz	01-Oct-2020	10
Koenig, Oelsner, Taylor, Schoenfeld & Gaddis	Legal Advisor	9Yards Capital	01-Oct-2020	10
Paul, Weiss, Rifkind, Wharton & Garrison	Legal Advisor	D1 Capital Partners	01-Oct-2020	10
Cooley	Legal Advisor	Unusual Ventures	13-Jul-2020	9
Cooley	Legal Advisor	IVP	13-Jul-2020	9
Fenwick & West	Legal Advisor	Robinhood	13-Jul-2020	9
Goodwin	Legal Advisor	DST Global	13-Jul-2020	9
Gunderson Dettmer	Legal Advisor	Sequoia Capital	13-Jul-2020	9
Koenig, Oelsner, Taylor, Schoenfeld & Gaddis	Legal Advisor	Robinhood	13-Jul-2020	9
Pillsbury Winthrop Shaw Pittman	Legal Advisor		13-Jul-2020	9
Goodwin	Legal Advisor	Sequoia Capital	31-Oct-2019	7
Goodwin	Legal Advisor	DST Global	31-Oct-2019	7
Goodwin	Legal Advisor	Thrive Capital	31-Oct-2019	7
Goodwin	Legal Advisor	Dragoneer Investment Group	31-Oct-2019	7
Gunderson Dettmer	Legal Advisor	Robinhood	31-Oct-2019	7
Goodwin	Legal Advisor	DST Global	10-May-2018	6
Gunderson Dettmer	Legal Advisor	Robinhood	10-May-2018	6
DLA Piper	Legal Advisor	New Enterprise Associates	26-Apr-2017	5
Goodwin	Legal Advisor	DST Global	26-Apr-2017	5
Gunderson Dettmer	Legal Advisor	Robinhood	26-Apr-2017	5
Sheppard Mullin	Legal Advisor	Thrive Capital	26-Apr-2017	5
Cooley	Legal Advisor	New Enterprise Associates	07-May-2015	4
Gunderson Dettmer	Legal Advisor	Robinhood	07-May-2015	4

Gunderson Dettmer	Legal Advisor	Robinhood	23-Sep-2014	3
Gunderson Dettmer	Legal Advisor	Robinhood	18-Dec-2013	2
Gunderson Dettmer	Legal Advisor	Robinhood		13
Gunderson Dettmer	Legal Advisor	Robinhood		8
Gunderson Dettmer	Legal Advisor	Robinhood		1

## Lead Partners on Deals (59)

### Investors (49)

Name	All Deals	Title	Representing	Deals	Phone	Email
Anton Baranchuk Ph.D	1	Co-Founder	West Coast Equity Partners	#12. Later Stage VC: Feb 2021, \$3.40B, Completed	+1 (650) 999-0872	anton@westcoast.partners
Jan Hammer	47	General Partner	Index Ventures	#12. Later Stage VC: Feb 2021, \$3.40B, Completed	+44 (0)20 7154 2020	j.hammer@indexventures.com
Meyer Malka Rais	87	Managing Partner	Ribbit Capital	#12. Later Stage VC: Feb 2021, \$3.40B, Completed	+1 (650) 485-3758	micky@ribbitcap.com
Scott Sandell	105	Managing General Partner	New Enterprise Associates	#12. Later Stage VC: Feb 2021, \$3.40B, Completed	+1 (650) 332-2151	ssandell@nea.com
Michael Kogan	4	Angel Investor	Michael Kogan	#10. Later Stage VC (Series G): Oct 2020, \$668.30M, Completed		
Andrew Reed	14	Partner	Sequoia Capital	#9. Later Stage VC (Series F): Jul 2020, \$600.00M, Completed	+1 (650) 854-3927	reed@sequoiacap.com
Sangeen Zeb	7	Partner	Founders Circle Capital	#9. Later Stage VC (Series F): Jul 2020, \$600.00M, Completed	+1 (650) 752-1413	sangeen.zeb@founderscirclecapital.com
Scott Sandell	105	Managing General Partner	New Enterprise Associates	#9. Later Stage VC (Series F): Jul 2020, \$600.00M, Completed	+1 (650) 332-2151	ssandell@nea.com
Andrew Reed	14	Partner	Sequoia Capital	#7. Later Stage VC (Series E): Oct 2019, \$373.00M, Completed	+1 (650) 854-3927	reed@sequoiacap.com
Philipp Otdelnov	11	Managing Director	Industrial Investors Group	#7. Later Stage VC (Series E): Oct 2019, \$373.00M, Completed	+7 903 728 5155	otdelnov@industrial-investors.com
Scott Sandell	105	Managing General Partner	New Enterprise Associates	#7. Later Stage VC (Series E): Oct 2019, \$373.00M, Completed	+1 (650) 332-2151	ssandell@nea.com



Andrew Reed	14	Partner	Sequoia Capital	#6. Later Stage VC (Series D): May 2018, \$362.93M, Completed	+1 (650) 854-3927	reed@sequoiacap.com
Kareem Zaki	14	Partner	Thrive Capital	#6. Later Stage VC (Series D): May 2018, \$362.93M, Completed	+1 (855) 485-2111	kareem@nava.io
Rahul Mehta	27	Managing Partner	DST Global	#6. Later Stage VC (Series D): May 2018, \$362.93M, Completed		mehta@dstadvisors.ru
Rick Yang	34	General Partner & Head of Consumer Technology Investing	New Enterprise Associates	#6. Later Stage VC (Series D): May 2018, \$362.93M, Completed	+1 (650) 854-9499	ryang@nea.com
Vladimir Tenev Ph.D	1	Strategy Partner	Amplo (Spring)	#6. Later Stage VC (Series D): May 2018, \$362.93M, Completed	+1 (650) 940-2700	
Jan Hammer	47	General Partner	Index Ventures	#5. Later Stage VC (Series C): Apr 2017, \$110.00M, Completed	+44 (0)20 7154 2020	j.hammer@indexventures.com
Kareem Zaki	14	Partner	Thrive Capital	#5. Later Stage VC (Series C): Apr 2017, \$110.00M, Completed	+1 (855) 485-2111	kareem@nava.io
Rahul Mehta	27	Managing Partner	DST Global	#5. Later Stage VC (Series C): Apr 2017, \$110.00M, Completed		mehta@dstadvisors.ru
Rick Yang	34	General Partner & Head of Consumer Technology Investing	New Enterprise Associates	#5. Later Stage VC (Series C): Apr 2017, \$110.00M, Completed	+1 (650) 854-9499	ryang@nea.com
Billy Draper	13	General Partner	Draper Associates	#4. Early Stage VC (Series B): May 2015, \$50.00M, Completed		billy@path.vc
Howard Lindzon	117	Co-Founder & Managing Partner	Social Leverage	#4. Early Stage VC (Series B): May 2015, \$50.00M, Completed	+1 (602) 315-8920	howard@socialleverage.com
Jan Hammer	47	General Partner	Index Ventures	#4. Early Stage VC (Series B): May 2015, \$50.00M, Completed	+44 (0)20 7154 2020	j.hammer@indexventures.com
Jordan Mendell	17	Angel Investor	Jordan Mendell	#4. Early Stage VC (Series B): May 2015, \$50.00M, Completed	+1 (508) 690-0014	jmendell@draftkings.com
Swaroop Kolluri	90	General Partner	New Enterprise Associates	#4. Early Stage VC (Series B): May 2015, \$50.00M, Completed	+1 (786) 505-4888	swaroop@neotribeventures.com
Aaron Levie	46	Angel Investor	Aaron Levie	#3. Early Stage VC (Series A): Sep 2014, \$13.00M, Completed	+1 (877) 729-4269	aaron@box.com

Calvin Broadus	15	Angel Investor	Calvin Broadus	#3. Early Stage VC (Series A): Sep 2014, \$13.00M, Completed	+1 (323) 928-5090	calvin@casaverdecapital.com
Chad Byers	38	Angel Investor	Chad Byers	#3. Early Stage VC (Series A): Sep 2014, \$13.00M, Completed	+1 (310) 413-7398	chad@susaventures.com
David Morin	182	Angel Investor	David Morin	#3. Early Stage VC (Series A): Sep 2014, \$13.00M, Completed	+1 (415) 806-5000	dave@morin.com
Howard Lindzon	117	Angel Investor	Howard Lindzon	#3. Early Stage VC (Series A): Sep 2014, \$13.00M, Completed	+1 (602) 315-8920	howard@socialleverage.com
Jan Hammer	47	General Partner	Index Ventures	#3. Early Stage VC (Series A): Sep 2014, \$13.00M, Completed	+44 (0)20 7154 2020	j.hammer@indexventures.com
Jared Leto	26	Angel Investor	Jared Leto	#3. Early Stage VC (Series A): Sep 2014, \$13.00M, Completed		
Jason Calacanis	283	Angel Investor	Jason Calacanis	#3. Early Stage VC (Series A): Sep 2014, \$13.00M, Completed	+1 (310) 593-4424	jason@inside.com
Jason Calacanis	283	Founder & Chief Executive Officer	Launch Fund	#3. Early Stage VC (Series A): Sep 2014, \$13.00M, Completed	+1 (310) 593-4424	jason@inside.com
Jordan Mendell	17	Angel Investor	Jordan Mendell	#3. Early Stage VC (Series A): Sep 2014, \$13.00M, Completed	+1 (508) 690-0014	jmendell@draftkings.com
Lee Linden	103	Angel Investor	Lee Linden	#3. Early Stage VC (Series A): Sep 2014, \$13.00M, Completed		lee@quiet.com
Nasir Jones	47	Angel Investor	Nasir Jones	#3. Early Stage VC (Series A): Sep 2014, \$13.00M, Completed	+1 (310) 553-3300	
Anthony Saleh	82	Angel Investor	Anthony Saleh	#2. Seed Round: Dec 2013, \$3.00M, Completed	+1 (310) 553-3300 x304	
Billy Draper	13	Angel Investor	Billy Draper	#2. Seed Round: Dec 2013, \$3.00M, Completed		billy@path.vc
Blake Byers Ph.D	33	General Partner	GV	#2. Seed Round: Dec 2013, \$3.00M, Completed		bbyers@gv.com
Brian Yee	7	Partner	ACME Capital	#2. Seed Round: Dec 2013, \$3.00M, Completed	+1 (415) 805-8500	byee@acme.vc

Howard Lindzon	117	Angel Investor	Howard Lindzon	#2. Seed Round: Dec 2013, \$3.00M, Completed	+1 (602) 315- 8920	howard@socialleverage.com
Jan Hammer	47	General Partner	Index Ventures	#2. Seed Round: Dec 2013, \$3.00M, Completed	+44 (0)20 7154 2020	j.hammer@indexventures.com
Kevin Moore	278	Angel Investor and Capitalist	Kevin Moore	#2. Seed Round: Dec 2013, \$3.00M, Completed		
Michael Liou	74	Angel Investor	Michael Liou	#2. Seed Round: Dec 2013, \$3.00M, Completed	+1 (888) 502- 7001	
Shervin Pishevar	166	Angel Investor	Shervin Pishevar	#2. Seed Round: Dec 2013, \$3.00M, Completed	+1 (866) 265- 8143	shervin@micromobility.com
Timothy Draper	407	Angel Investor	Timothy Draper	#2. Seed Round: Dec 2013, \$3.00M, Completed		tim@draper.vc
Blake Byers Ph.D	33	General Partner	GV	#1. Seed Round: Completed		bbyers@gv.com
Howard Lindzon	117	Co-Founder & Managing Partner	Social Leverage	#1. Seed Round: Completed	+1 (602) 315- 8920	howard@socialleverage.com

#### Service Providers - Sell Side (1)

Name	All Deals	Title	Representing	Deals	Phone	Email
Sayre Stevick JD	35	Partner, Corporate	Fenwick & West	#9. Later Stage VC (Series F): Jul 2020, \$600.00M, Completed	+1 (650) 335- 7868	sstevick@fenwick.com

#### Service Providers - Buy Side (8)

Name	All Deals	Title	Representing	Deals	Phone	Email
Cameron Contizano JD	27	Partner, Business Law Department	Goodwin	#10. Later Stage VC (Series G): Oct 2020, \$668.30M, Completed	+1 (202) 346- 4051	ccontizano@goodwinlaw.com
Edward Ackerman JD	62	Partner, Corporate Department	Paul, Weiss, Rifkind, Wharton & Garrison	#10. Later Stage VC (Series G): Oct 2020, \$668.30M, Completed	+1 (212) 373- 3310	eackerman@paulweiss.com
Kevin Gibson JD	2	Partner	Koenig, Oelsner, Taylor, Schoenfeld & Gaddis	#10. Later Stage VC (Series G): Oct 2020, \$668.30M, Completed	+1 (303) 672- 0107	kgibson@kofirm.com
James Hutchinson JD	37	Partner	Goodwin	#9. Later Stage VC (Series F): Jul 2020, \$600.00M, Completed	+1 (202) 346- 4293	jhutchinson@goodwinlaw.com
James Hutchinson JD	37	Partner	Goodwin	#7. Later Stage VC (Series E): Oct 2019, \$373.00M, Completed	+1 (202) 346- 4293	jhutchinson@goodwinlaw.com
Cameron Contizano JD	27	Partner, Business Law Department	Goodwin	#6. Later Stage VC (Series D): May 2018, \$362.93M, Completed	+1 (202) 346- 4051	ccontizano@goodwinlaw.com

Adam Freiman JD	47	Partner	Sheppard Mullin	#5. Later Stage VC (Series C): Apr 2017, \$110.00M, Completed	+1 (212) 230-8800	adam.freiman@wilmerhale.com
Louis Lehot JD	147	Corporate Securities, M&A Law Partner & Co-Chair US Emerging Growth and Venture Capital	DLA Piper	#5. Later Stage VC (Series C): Apr 2017, \$110.00M, Completed	+1 (415) 434-4484	llehot@foley.com

### Service Providers (1)

Name	All Deals	Title	Representing	Deals	Phone	Email
Armando Castro JD	10	Partner	Pillsbury Winthrop Shaw Pittman	#9. Later Stage VC (Series F): Jul 2020, \$600.00M, Completed	+1 (212) 858-1000	armando.castro@pillsburylaw.com

### Investments | Buy Side (3)

Company Name	Deal Date	Deal Type	Deal Size	Co-Investors	Company Stage	Industry	Lead Partner
Binc Search	15-Mar-2021	Merger/Acquisition			Generating Revenue	Human Capital Services	Marcelo Modica
MarketSnacks	25-Mar-2019	Merger/Acquisition			Profitable	Information Services (B2C)	
*Token.store	01-Sep-2018	Seed Round		4	Out of Business	Financial Software	

† Indicates an Add-On  
 E Estimated  
 x Investor Exited Deal

### Affiliates

#### Subsidiaries (1)

Name	Industry	Location	Year Founded
MarketSnacks	Information Services (B2C)	New York, NY	2012

### Financials

#### Key Metrics (TTM)

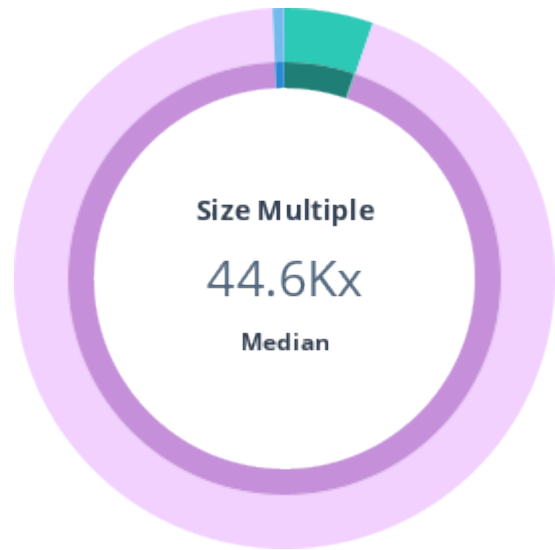
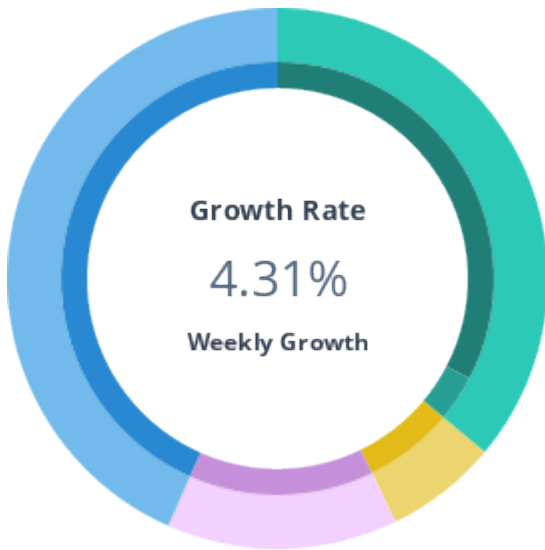
Amounts in thousands, USD (except Ratios, Multiples & per share items)

	12 Months Ending Dec 2020 Start: 31-Dec-2019 End: 31-Dec-2020	12 Months Ending Dec 2019 Start: 31-Dec-2018 End: 31-Dec-2019
<b>Income Statement</b>		
Total Revenue	1,000,000	90,000
<b>Ratios</b>		
EBITDA Margin	1.00%	

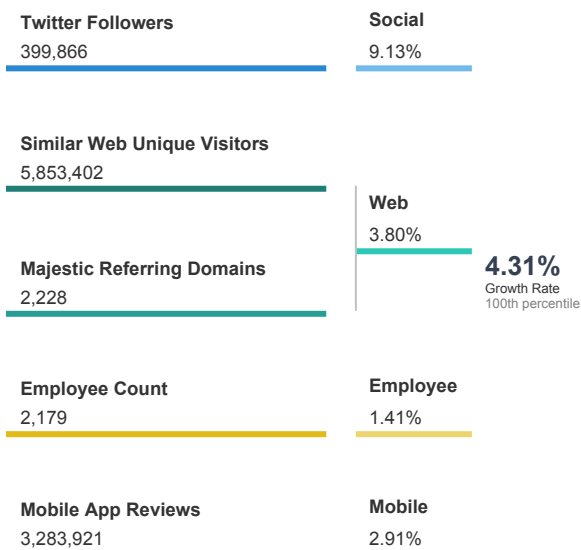
Revenue % Growth	1,011.11%	
<b>Data Origination</b>		
Preliminary	No	No
Original	Yes	Yes
Restated	No	No
Calculated	Yes	Yes

## Signals Summary

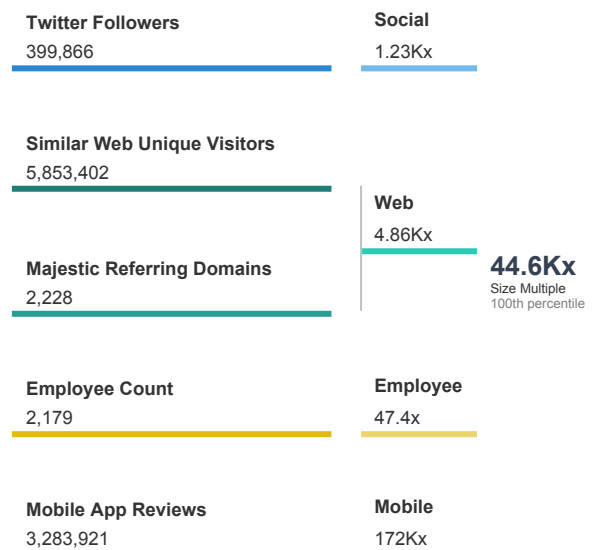
This company has a weekly growth rate of 4.31%, placing it in the 100th percentile of all growth rates tracked within PitchBook. Its underlying data points generate a size multiple that is 44.6Kx times larger than the median of all size multiples tracked within PitchBook, placing it in the 100th percentile of all size multiples tracked within PitchBook.



### Growth Rate Summary (Weekly)

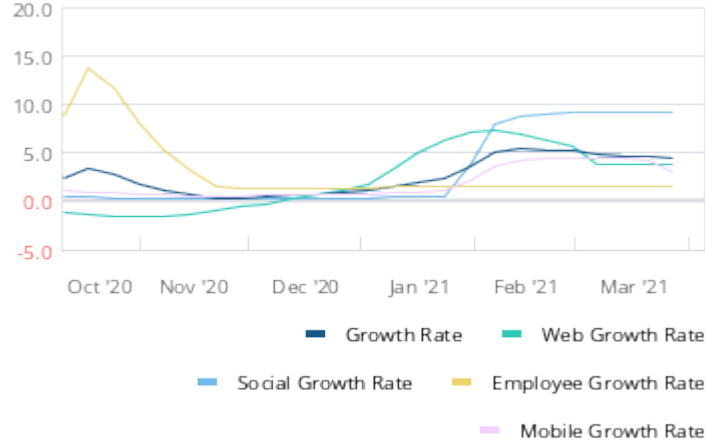


### Size Multiple Summary (x Median)

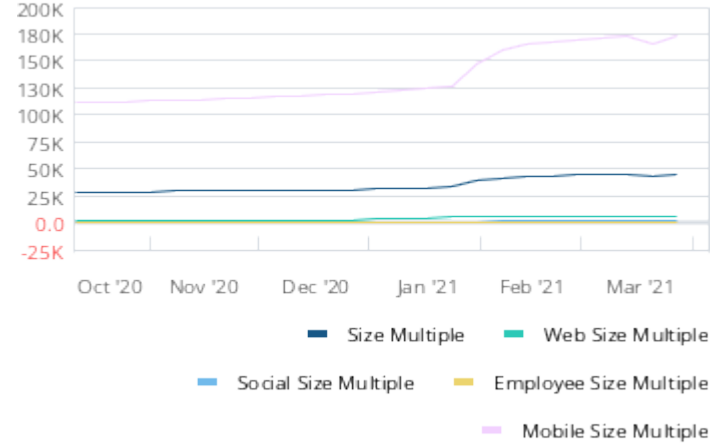


## Signals History

### Growth Rate History

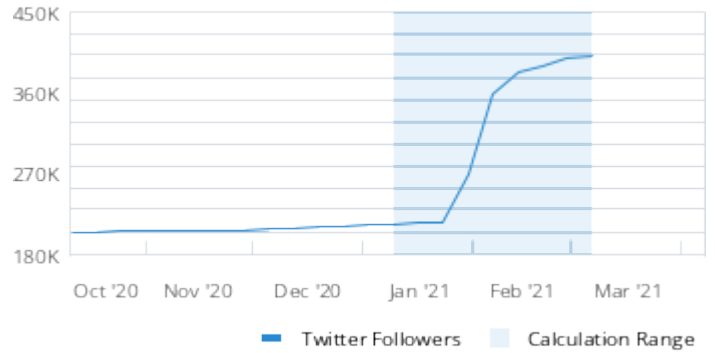


### Size Multiple History



## Social Media Signals

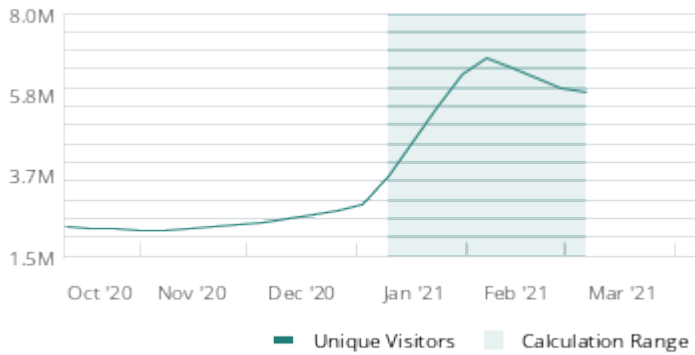
### Twitter Followers 399,866



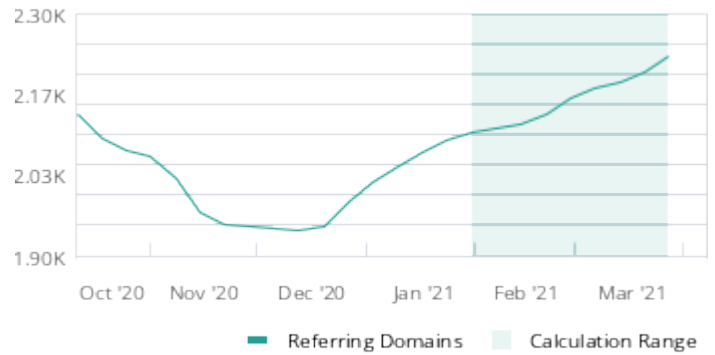
Metric	Robinhood	All Companies Average
Twitter Followers	399,866	12,697
Growth Rate	9.13%	0.12%
Growth Rate Percentile	100th	43rd
Size Multiple	1.23Kx	38.9x
Size Multiple Percentile	100th	50th

## Web Signals

### SimilarWeb Unique Visitors 5,853,402



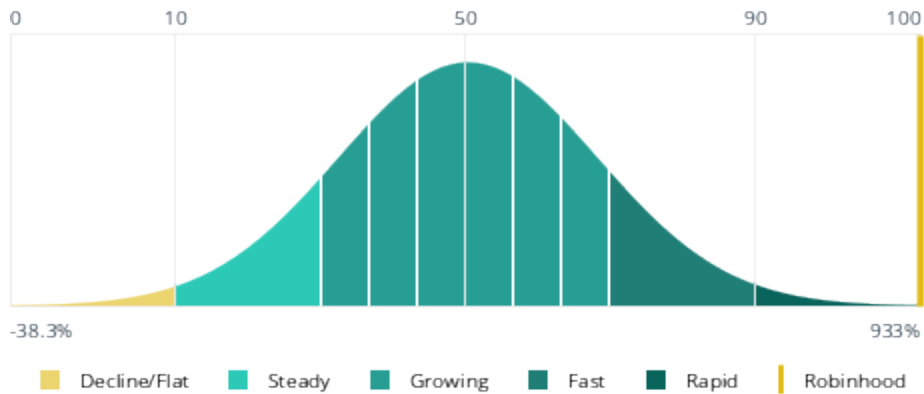
### Majestic Referring Domains 2,228



Metric	Robinhood	All Companies Average	Metric	Robinhood	All Companies Average
SimilarWeb Unique Visitors	5,853,402	20,955	Majestic Referring Domains	2,228	171
Growth Rate	6.87%	0.45%	Growth Rate	0.73%	0.02%
Growth Rate Percentile	96th	36th	Growth Rate Percentile	97th	15th
Size Multiple	9.56Kx	44.0x	Size Multiple	149x	11.4x
Size Multiple Percentile	100th	50th	Size Multiple Percentile	100th	49th

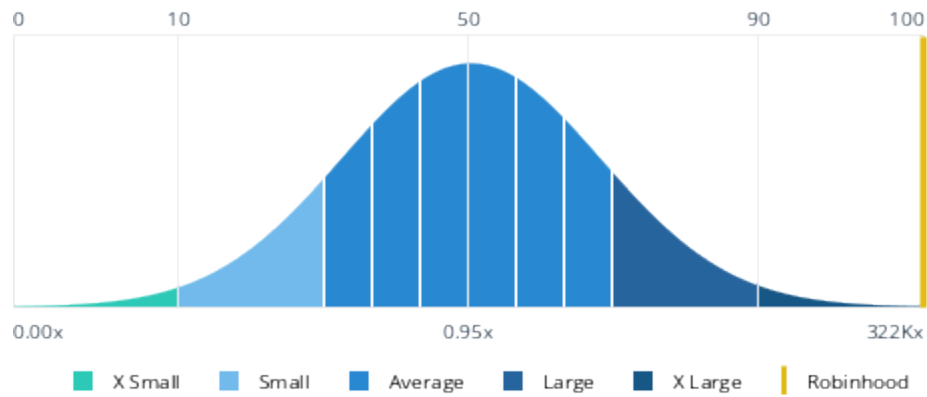
## Ranking And Distribution

**Weekly Growth** 4.31%, 100th %ile



Percentile	Min Rate	Max Rate	Avg. Rate
0-10	-38.3%	0.00%	-0.11%
10-20	-	-	-
20-30	-	-	-
30-40	-	-	-
40-50	-	-	-
50-60	-	-	-
60-70	-	-	-
70-80	-	-	-
80-90	0.01%	0.17%	0.08%
90-100	0.18%	933%	1.57%

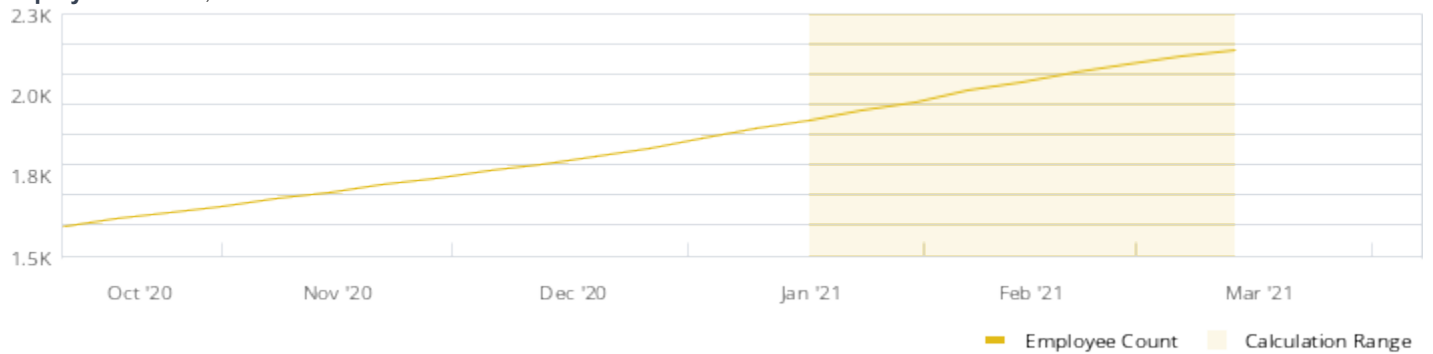
**Size Multiple** 44.6Kx, 100th %ile



Percentile	Min Size	Max Size	Avg. Size
0-10	0.00x	0.13x	0.09x
10-20	0.14x	0.27x	0.23x
20-30	0.28x	0.40x	0.36x
30-40	0.41x	0.67x	0.55x
40-50	0.68x	0.94x	0.82x
50-60	0.95x	1.46x	1.18x
60-70	1.47x	2.27x	1.82x
70-80	2.28x	3.92x	2.99x
80-90	3.93x	8.90x	5.81x
90-100	8.91x	322Kx	114x

## Employee Signals

### Employee Count 2,179



Company	Employee Count	Growth Rate	Growth Percentile	Size Multiple	Size Percentile
Robinhood	2,179	1.41%	88th	47.4x	89th
All Companies Average	2,342	0.34%	46th	63.3x	50th

## Mobile Signals

### Primary Mobile App





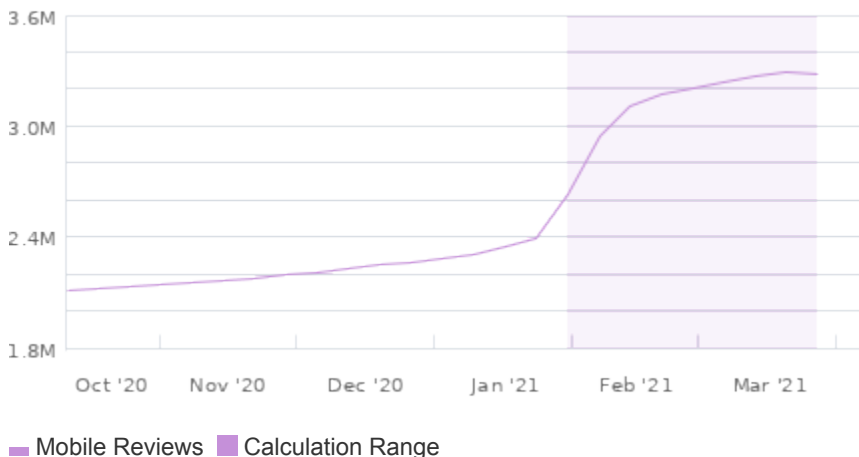
**Robinhood: Investing for All** ★★★★★  
 Category: Finance, Utilities Price: Free

Invest in stocks, options, and funds with Robinhood Financial. Buy and sell crypto like Bitcoin and Dogecoin with Robinhood Crypto. All commission-free, other fees may apply\*. When you join Robinhood:

- **Learn** - We'll help you understand financial markets so you can confidently invest in stocks, funds and options, all commission-free.
- **Manage** - Before buying a stock, cryptocurrency, or any other investment, you can access real-time market data, read relevant news articles, and get notified about important events. And of course, you can manage your portfolio on the go.
- **Customize** - Set up customized news and notifications to stay on top of your assets as casually or as relentlessly as you like. Controlling the flow of info is up to you.

**INVESTING MADE EASIER** New to investing? We have the tools and services to empower investors like you to participate in the financial market. Learn how to invest and trade smarter and get in-depth financial info - in lingo that makes sense. To get you started, get your first stock on us. Certain limitations apply. **STOCKS, FUNDS, OPTIONS AND CRYPTO** With Robinhood Financial, you can invest in stocks, funds, and options. You can also buy and sell cryptocurrencies like Bitcoin (BTC), Ethereum (ETH), Litecoin (LTC), and Dogecoin (DOGE) with Robinhood Crypto. **SECURE AND TRUSTED** Your security is our priority. Robinhood uses cutting-edge security measures to help protect investor assets and personal information. **CASH MANAGEMENT** Earn money with competitive interest\*\* on your uninvested cash and get more flexibility with your brokerage account. -Disclosures\*Other fees may apply. View Robinhood Financial's fee schedule at [rbnhd.co/fees](http://rbnhd.co/fees) to learn more. \*\*Cash Management is an added feature to your Robinhood Financial LLC brokerage account. The Annual Percentage Yield (APY) is paid by program banks and may change at any time at the program banks' discretion. Interest is earned on uninvested cash swept from the brokerage account to the program banks. Neither Robinhood Financial LLC nor any of its affiliates are banks. The debit card is issued by Sutton Bank, member FDIC, pursuant to license by Mastercard® International Incorporated. Securities trading offered through Robinhood Financial LLC, member SIPC and FINRA. See our Customer Relationship Summary at [rbnhd.co/crs](http://rbnhd.co/crs)... Cryptocurrency trading offered through Robinhood Crypto, LLC. Robinhood Crypto is licensed to engage in virtual currency business activity by the New York State Department of Financial Services and is not a member of FINRA or SIPC. Cryptocurrencies are not stocks and your cryptocurrency investments are not products protected by either the FDIC or SIPC. The reward stock offer is available to new users only, subject to the terms and conditions at [rbnhd.co/freestock](http://rbnhd.co/freestock). Reward stock randomly chosen from the program's inventory. Individuals must sign up through promotional page advertisement to be eligible. The receipt of a share of stock through this program does not constitute a solicitation of the security or a recommendation to buy, sell, or hold the security. Robinhood Financial does not provide investment advice and does not hereby recommend any security or transaction. All investments involve risk, including the loss of principal. Investors should consider their investment objectives and risks carefully before investing. Recurring investments do not ensure a profit or guarantee against loss. Not all securities on Robinhood are eligible for recurring investments. Recurring investments may result in a purchase of fractional shares, which are illiquid outside of Robinhood and not transferable. For a complete explanation of conditions, restrictions and limitations associated with fractional shares, visit [www.robinhood.com](http://www.robinhood.com). Robinhood Financial LLC and Robinhood Crypto, LLC are wholly-owned subsidiaries of Robinhood Markets, Inc.

Mobile Reviews 3,283,921



Mobile Rating



■ iOS Rating

Company	Mobile Reviews	Growth Rate	Growth Percentile	Size Multiple	Size Percentile
Robinhood	3,283,921	2.91%	94th	172Kx	100th
All Companies Average	13,552	0.85%	39th	763x	49th

### Today's Chart Ranking

Finance (Top Free Applications) 11th



■ Mobile Ranking

Company signals data was calculated against 1845068 companies within all companies.

Company Signals Population: Company Signals data is tracked for active companies (i.e. have not gone out of business) that haven't been exited from VC, PE, or Incubator/Accelerator. Social media presence is tracked only for companies that have a Twitter account; web presence is tracked only for companies whose websites are tracked by SimilarWeb and Majestic.

## News

### [Timber Pharmaceuticals : 3 Penny Stocks To Buy Under \\$3 On Robinhood In April 2021](#)

Will These Penny Stocks Keep Climbing In April? Penny stocks are starting to heat up again. The last few weeks were touch and go as markets tried... | April 6, 2021

Market Screener | 06-Apr-2021

Tagged entities: [Robinhood](#), [Timber Pharmaceuticals](#)

## [How SoFi and Robinhood Are Changing the IPO Game](#)

Here are the top news stories from the financial sector this week.

Fool | 05-Apr-2021

Tagged entities: [Robinhood](#), [SoFi](#)

## [How trustworthy are investment apps like Charles Schwab and Robinhood?](#)

How trustworthy are investment apps like Charles Schwab and Robinhood?

Moneytrainingclub | 05-Apr-2021

Tagged entities: [Robinhood](#), [Charles Schwab & Co.](#)

## [3 Reasons Why Robinhood Investors Will Love This Stock](#)

This insurtech stock is a disruptor, not unlike Lemonade, but in the auto insurance business.

Fool | 05-Apr-2021

Tagged entities: [Robinhood](#)

## [Robinhood Restricted-Trading Suits Will Play Out In Florida](#)

Dozens of lawsuits against stock-trading app Robinhood over its move to block users from buying shares of GameStop and other volatile stocks will be centralized and moved to the Southern District of Florida, the U.S. Judicial Panel on Multidistrict...

Law 360 | 02-Apr-2021

Tagged entities: [Robinhood](#)

## [Trojan touts 'stimulus package' and Ice Cube sues Robinhood: Trending](#)

A look at this week's winners, losers and newsmakers.

Ad Age | 02-Apr-2021

Tagged entities: [Robinhood](#), [Trojan Lithograph](#)

## [Ice Cube Sues Robinhood For Using His Image And Rap Lyrics in A Newsletter](#)

The Robinhood trading app can't catch a break. After being called out for halting heavily traded stocks, the company is facing a lawsuit from Ice Cube.

Black Enterprise | 02-Apr-2021

Tagged entities: [Robinhood](#)

## [Thinking About Buying AMC and GameStop? These 2 Robinhood Stocks Are Much Better Picks](#)

They're less risky but still offer great growth prospects.

Fool | 02-Apr-2021

Tagged entities: [Robinhood](#)

## [These 3 Robinhood Stocks Could Double Your Money in 2021](#)

Looking for some big winners? Check out these stocks.

Fool | 02-Apr-2021

Tagged entities: [Robinhood](#), [Cruise \(California\)](#)

## [Ice Cube accuses Robinhood of 'retribution' in photo flap](#)

Ice Cube has a message for Robinhood: "Check Yo Self." The rapper-turned-actor filed a scorched-earth lawsuit this week accusing the stock-trading app of tarnishing his reputation in an

New York Post | 01-Apr-2021  
Tagged entities: [Robinhood](#)

### [Ice Cube Files Fiery Suit Against Robinhood App](#)

Stock trading app Robinhood is being sued by rap legend Ice Cube for using his likeness and misquoting his lyrics in an ad.

Billboard (magazine) | 01-Apr-2021  
Tagged entities: [Robinhood](#)

### [IT Tech Packaging : 5 Penny Stocks You Can Buy For Under \\$1 On Robinhood](#)

5 Penny Stocks You Can Buy For Under \$1 On Robinhood Cheap Penny Stocks On Robinhood Are Hard To Come By Buying penny stocks on Robinhood has become the norm for... | April 1, 2021

Market Screener | 01-Apr-2021  
Tagged entities: [Robinhood](#)

### [China Online Education management to meet virtually with Benchmark](#)

China Online Education management to meet virtually with Benchmark COE

The Fly | 01-Apr-2021  
Tagged entities: [Robinhood](#), [Goodfood Market](#)

### [Amid gamification accusations, Robinhood ditches confetti](#)

Robinhood has removed the digital confetti with which it showers users' screens amid concerns about the stock trading app's gamification of investing.

NewsR | 01-Apr-2021  
Tagged entities: [Robinhood](#)

### [Rapper Ice Cube accuses Robinhood of trademark infringement in act of 'transparent retribution'](#)

Stock trading platform Robinhood has a new legal opponent in rapper Ice Cube. The artist filed a federal lawsuit in California Wednesday accusing the company of damaging his reputation by using his image to promote its products, without his consent.

Yahoo Finance | 01-Apr-2021  
Tagged entities: [Robinhood](#)

### [Robinhood Investors Love These 3 Cathie Wood Stocks](#)

Millennial investors and Wall Street's top growth investor have overlapping interests in Tesla and two other stocks.

Fool | 01-Apr-2021  
Tagged entities: [Robinhood](#)

### [The Top 50 Robinhood Stocks in April](#)

Millennial investors can't resist the urge to buy into these stocks.

Fool | 01-Apr-2021  
Tagged entities: [Robinhood](#)

### [Ice Cube sues Robinhood for using a photo from Are We Done Yet](#)

Ice Cube is firing back at the headline-grabbing Robinhood after it used the rapper's likeness and one of his lyrics to promote the company.

Daily Mail Online | 31-Mar-2021  
Tagged entities: [Robinhood](#)

### [Robinhood Ditches Some Of Its Controversial Glitz](#)

Robinhood, the investing platform that boasts about its attention to making trading fun, is making its user experience a little more sober.

Pymnts | 31-Mar-2021  
Tagged entities: [Robinhood](#)

### [Robinhood ditches controversial virtual confetti as it prepares for its IPO](#)

The fintech's decision drew national headlines, but nobody was throwing confetti.

BizJournals | 31-Mar-2021  
Tagged entities: [Robinhood](#)

### [Ice Cube Sues Robinhood For Using His Image For Promotion](#)

Rapper and actor Ice Cube hit Robinhood with a trademark infringement suit in California federal court Wednesday, claiming the popular online trading platform — a "scam" that he "wants nothing to do with" — used his image in a promotion without hi...

Law 360 | 31-Mar-2021  
Tagged entities: [Robinhood](#)

### [Robinhood ditches controversial practice as it prepares for IPO](#)

The fintech's decision drew national headlines, but nobody was throwing confetti.

BizJournals | 31-Mar-2021  
Tagged entities: [Robinhood](#)

### [Robinhood is removing its confetti celebrations ahead of its IPO](#)

The company is cutting down on controversial concepts.

The Verge | 31-Mar-2021  
Tagged entities: [Robinhood](#)

### [Robinhood to scrap confetti animation on app after 'gamification' criticism](#)

During the Feb. 18 hearing, lawmakers slammed what they called the firm's "gamification" of stock trading on mobile phones through things such as virtual confetti celebration following a big trade. "We don't believe in gamification," Tenev had sa...

Devdiscourse | 31-Mar-2021  
Tagged entities: [Robinhood](#)

### [Robinhood to stop throwing confetti on first trades, other milestones](#)

After coming under fire for gamifying stock and options trading, Robinhood Markets (RBNHD) is nixing its "confetti design" that celebrated first trades, steps in cash...

Seeking Alpha | 31-Mar-2021  
Tagged entities: [Robinhood](#)

## SEC Filings (16)

Type	Date	Title	CIK
<a href="#">X-17A-5</a>	26-Feb-2021	FOCUS Report	<a href="#">1561014</a>
<a href="#">D/A</a>	01-Oct-2020	Notice of Exempt Offering of Securities [Amend]	<a href="#">1783879</a>
<a href="#">D</a>	21-Aug-2020	Notice of Exempt Offering of Securities	<a href="#">1783879</a>
<a href="#">D/A</a>	01-Jun-2020	Notice of Exempt Offering of Securities [Amend]	<a href="#">1783879</a>

<a href="#"><u>D</u></a>	11-May-2020	Notice of Exempt Offering of Securities	<a href="#"><u>1783879</u></a>
<a href="#"><u>X-17A-5</u></a>	26-Feb-2020	FOCUS Report	<a href="#"><u>1561014</u></a>
<a href="#"><u>D</u></a>	06-Aug-2019	Notice of Exempt Offering of Securities	<a href="#"><u>1783879</u></a>
<a href="#"><u>X-17A-5</u></a>	27-Feb-2019	FOCUS Report	<a href="#"><u>1561014</u></a>
<a href="#"><u>X-17A-5</u></a>	05-Mar-2018	FOCUS Report	<a href="#"><u>1561014</u></a>
<a href="#"><u>FOCUSN</u></a>	05-Mar-2018	Non-public annual audit reports filed by brokers or dealers	<a href="#"><u>1561014</u></a>
<a href="#"><u>FOCUSN</u></a>	02-Mar-2017	Non-public annual audit reports filed by brokers or dealers	<a href="#"><u>1561014</u></a>
<a href="#"><u>X-17A-5</u></a>	02-Mar-2017	FOCUS Report	<a href="#"><u>1561014</u></a>
<a href="#"><u>X-17A-5</u></a>	23-Feb-2016	FOCUS Report	<a href="#"><u>1561014</u></a>
<a href="#"><u>FOCUSN</u></a>	23-Feb-2016	Non-public annual audit reports filed by brokers or dealers	<a href="#"><u>1561014</u></a>
<a href="#"><u>X-17A-5</u></a>	23-Feb-2015	FOCUS Report	<a href="#"><u>1561014</u></a>
<a href="#"><u>FOCUSN</u></a>	23-Feb-2015	Non-public annual audit reports filed by brokers or dealers	<a href="#"><u>1561014</u></a>

Copyright © 2021 PitchBook Data, Inc. All rights reserved.